## OPORNÝ MÚR OM1
DĽŽKA L = 5900 mm

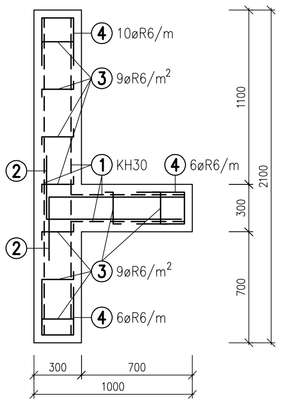


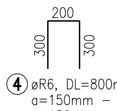


4 øR6, DL=800mm, KS 176
a=150mm – DOLE, NA BOKU (2x39KS)
a=150mm – UKONČENIE MÚRU PO BOKOCH (2x19KS)
a=100mm – HORE (59KS)

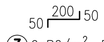


3 9øR6/m², DL=300mm, KS 180
a=300mm

2 2x6øR8/m, DL=1250mm, KS 78
a=150mm

1 SIEŤOVINA KH30, A=38,0m², KS 1
PLOCHA SIEŤOVINY JE S 20%
REZERVOU NA SPOJE

## OPORNÝ MÚR OM2
DĽŽKA L = 33450 mm

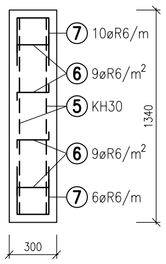

7 øR6, DL=800mm, KS 576
a=150mm – DOLE (223KS)
a=150mm – UKONČENIE MÚRU PO BOKOCH (2x9KS)
a=100mm – HORE (335KS)

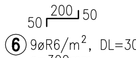


6 9øR6/m², DL=300mm, KS 444
a=300mm

5 SIEŤOVINA KH30, A=100,0m², KS 1
PLOCHA SIEŤOVINY JE S 20%
REZERVOU NA SPOJE

## OPORNÝ MÚR OM3
DĽŽKA L = 4850 mm

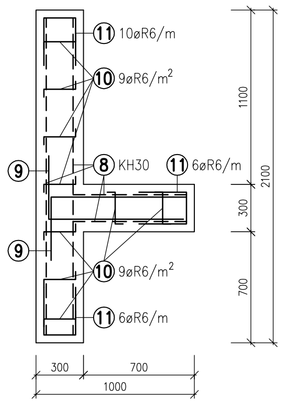


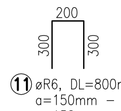


11 øR6, DL=800mm, KS 132
a=150mm – DOLE, NA BOKU (2x32KS)
a=150mm – UKONČENIE MÚRU NA BOKU (1x19KS)
a=100mm – HORE (49KS)

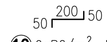


10 9øR6/m², DL=300mm, KS 144
a=300mm




9 2x6øR8/m, DL=1250mm, KS 64
a=150mm

8 SIEŤOVINA KH30, A=31,0m², KS 1
PLOCHA SIEŤOVINY JE S 20%
REZERVOU NA SPOJE

## OPORNÝ MÚR OM4
DĽŽKA L = 7500 mm

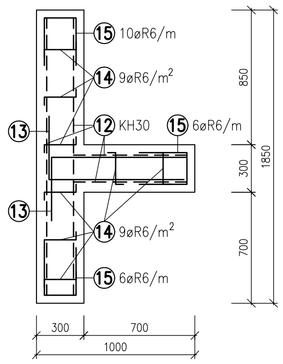


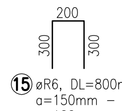


15 øR6, DL=800mm, KS 175
a=150mm – DOLE, NA BOKU (2x50KS)
a=100mm – HORE (75KS)

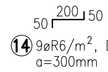


14 9øR6/m², DL=300mm, KS 200
a=300mm

13 2x6øR8/m, DL=1250mm, KS 100
a=150mm

12 SIEŤOVINA KH30, A=44,0m², KS 1
PLOCHA SIEŤOVINY JE S 20%
REZERVOU NA SPOJE

## OPORNÝ MÚR OM5
DĽŽKA L = 6500 mm

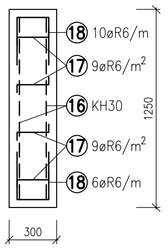

18 øR6, DL=800mm, KS 116
a=150mm – DOLE (43KS)
a=150mm – UKONČENIE MÚRU NA BOKU (1x8KS)
a=100mm – HORE (65KS)

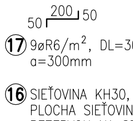


17 9øR6/m², DL=300mm, KS 88
a=300mm

16 SIEŤOVINA KH30, A=18,0m², KS 1
PLOCHA SIEŤOVINY JE S 20%
REZERVOU NA SPOJE

## OPORNÝ MÚR OM6
DĽŽKA L = 10900 mm

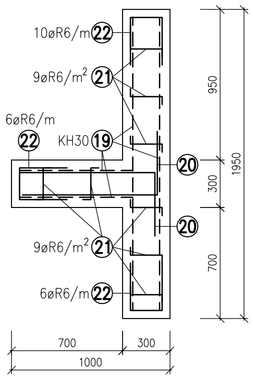

22 øR6, DL=800mm, KS 273
a=150mm – DOLE, NA BOKU (2x73KS)
a=150mm – UKONČENIE MÚRU NA BOKU (1x18KS)
a=100mm – HORE (109KS)

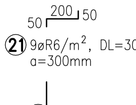


21 9øR6/m², DL=300mm, KS 288
a=300mm




20 2x6øR8/m, DL=1250mm, KS 146
a=150mm

19 SIEŤOVINA KH30, A=67,0m², KS 1
PLOCHA SIEŤOVINY JE S 20%
REZERVOU NA SPOJE

## OPORNÝ MÚR OM7
DĽŽKA L = 14100 mm

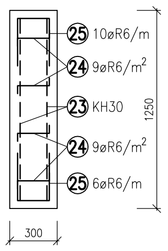

25 øR6, DL=800mm, KS 243
a=150mm – DOLE (94KS)
a=150mm – UKONČENIE MÚRU NA BOKU (1x8KS)
a=100mm – HORE (141KS)




24 9øR6/m², DL=300mm, KS 188
a=300mm

23 SIEŤOVINA KH30, A=39,0m², KS 1
PLOCHA SIEŤOVINY JE S 20%
REZERVOU NA SPOJE

## STLP S1
DĽŽKA L = 2150 mm

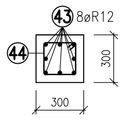

44 øR8, DL=920mm, KS 21
a=100mm

43 øR12, DL=2100mm, KS 8

42 12øR12, DL=1000mm, KS 12
ČAKACIA VÝSTUŽ ZO ZÁKLADOVÉHO PÁSU

## DETAIL DILATÁCIA
POHLAD
DILATÁCIA KAŽDÝCH 9m V OSI STENY

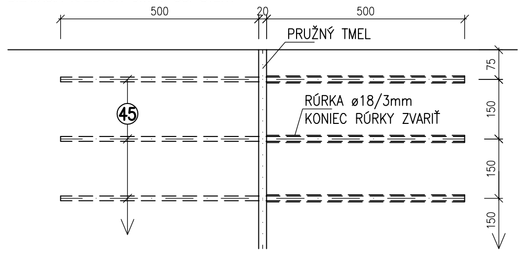


45 øR12, DL=1000mm, KS 70

## SCHÉMATICKÉ ZNÁZORNENIE ROZDELENIA OPORNÝCH MÚROV

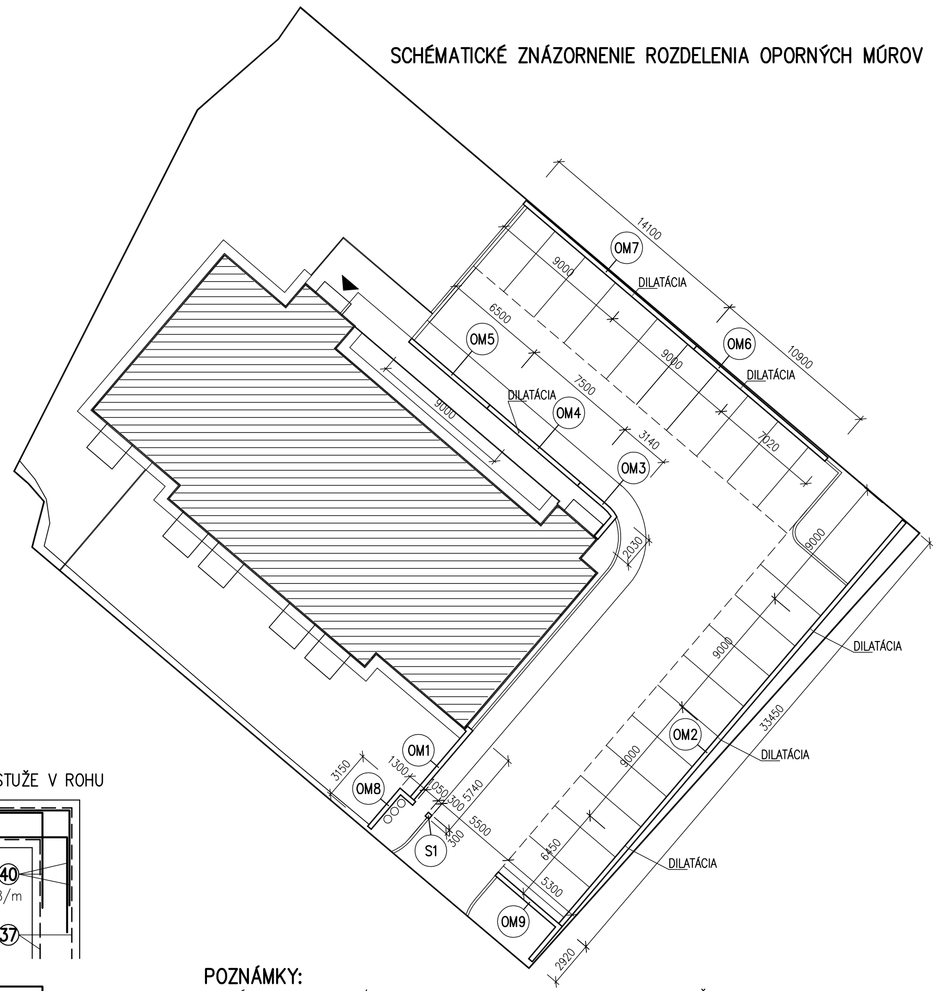


## OPORNÝ MÚR OM8
DĽŽKA OPORNÉHO MÚRU = 4150 mm
DĽŽKA ZÁKLADOVÉHO PÁSU = 19230 mm

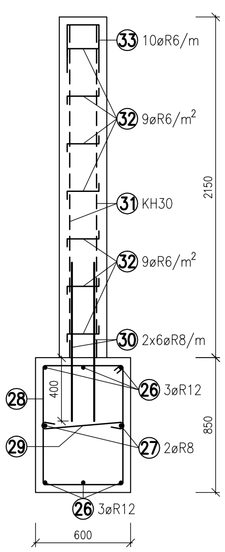

33 øR8, DL=800mm, KS 70
a=150mm – UKONČENIE MÚRU PO BOKOCH (2x14KS)
a=100mm – HORE (42KS)

32 9øR6/m², DL=300mm, KS 98
a=300mm

31 SIEŤOVINA KH30, A=21,0m², KS 1
PLOCHA SIEŤOVINY JE S 20%
REZERVOU NA SPOJE

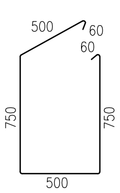


28 øR8, DL=2620mm, KS 128
a=250mm

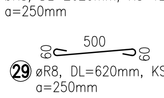


29 øR8, DL=620mm, KS 128
a=250mm

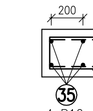


30 2x6øR8/m, DL=1000mm, KS 60
a=150mm

26 øR12, DL=21000mm, KS 6

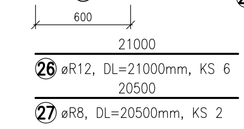


27 øR8, DL=20500mm, KS 2

## DETAIL VÝSTUŽE V ROHU
PÔDORYS

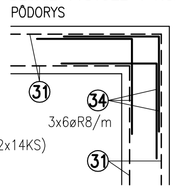


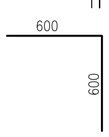


34 øR8, DL=1200mm, KS 42
a=150mm

## DETAIL UKONČENIA
PÔDORYS

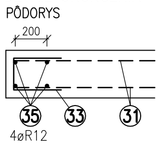


2100

35 øR12, DL=2100mm, KS 8

## OPORNÝ MÚR OM9
DĽŽKA L = 7920 mm

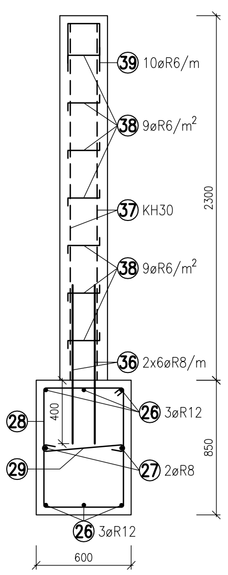


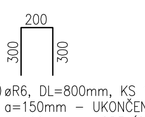


39 øR6, DL=800mm, KS 110
a=150mm – UKONČENIE MÚRU PO BOKOCH (2x15KS)
a=100mm – HORE (80KS)

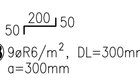


38 9øR6/m², DL=300mm, KS 189
a=300mm

37 SIEŤOVINA KH30, A=42,0m², KS 1
PLOCHA SIEŤOVINY JE S 20%
REZERVOU NA SPOJE

36 2x6øR8/m, DL=1000mm, KS 110
a=150mm

## DETAIL VÝSTUŽE V ROHU

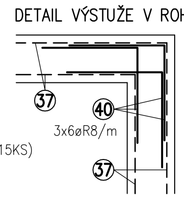


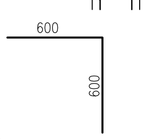


40 øR8, DL=1200mm, KS 45
a=150mm

## DETAIL UKONČENIA STENY PRI BRANE
PÔDORYS

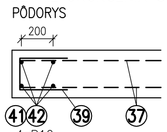


2250

41 øR12, DL=2250mm, KS 8

42 12øR12, DL=1000mm, KS 12
ČAKACIA VÝSTUŽ ZO ZÁKLADOVÉHO PÁSU

## POZNÁMKY:
- AKÉKOLVEK ZMENY, PRÍPADNE NEJASNOSTI V PROJEKTE VOPRED KONZULTOVAŤ S PROJEKTANTOM STATIKY
- ULOŽENIE VÝSTUŽE ZA OKRAJ PODPERY MIN. 15.ds – SPODNÝ POVRCH, A MIN. 50.ds – HORNÝ POVRCH
- V PRÍPADE STYKOVANIA VÝSTUŽE JE NUTNÉ ZABEZPEČIŤ ICH VZÁJOMNÝ PRESAH O 50.ds,
- JE NUTNÉ, ABY ZA PODPOROU PREBEHOL MIN. 1KS ROZDELOVACE VÝSTUŽE
- VŠETKY PRACOVNÉ ŠKÁRY JE POTREBNÉ PREVIAZAŤ KONŠTRUKČNOU VÝSTUŽOU
- KRYTIE VÝSTUŽE JE 50 MM
- DILATÁCIA KAŽDÝCH 9m V OSI STENY
- VÝŠKOVÉ UMIESTNENIE OPORNÝCH MÚROV VIĎ. STAVEBNÁ ČASŤ
- PRIESTOR ZA OPORNÝM MÚROM JE NUTNÉ DRENÁŽOVAŤ D=100 mm V SPÁDE MIN. 2%, PRÍPADNÚ VODU ČERPAŤ RESP. VYVIESŤ ZA TELESO MÚRU

**BETÓN C30/37 (B37) – VODOSTAVENÝ, POHLADOVÝ**
**OCEL R/10 505**

| | | |
|---|---|---|
| HIP : ING. ARCH. JAROSLAV JANES | ZODPOVEDNÝ PROJEKTANT : Ing. JOZEF KOHÚT | KRESLIL : Ing. LENKA ĎURIAČOVÁ |
| MIESTO STAVBY : | ČESKOSLOVENSKEJ ARMÁDY P.č. 1177/15, 1177/34,43.44 KREMNICA | |
| INVESTOR: | MINCOVŇA KREMNICA Š.P. | |

STAVBA :
**PRESTAVBA OBJEKTU – BUDOVA UBYTOVACIEHO ZARIADENIA SO SLUŽOBNÝMI BYTMI – II. ČASŤ**

OBJEKT : SO 02 AREÁLOVÉ KOMUNIKÁCIE, SPEVNENÉ PLOCHY A OPLOTENIE
ČASŤ :

NÁZOV :
**VÝKRES VÝSTUŽE OPORNÝCH MÚROV**


ING. JOZEF KOHÚT
NEDOŽERSKÁ CESTA 28
971 01 PRIEVIDZA
t.č. 0905 376 593
e-mail: jfk@centrum.sk


| | |
|---|---|
| FORMÁT : | 6 x A4 |
| DÁTUM : | JÚL 2020 |
| STUPEŇ PD : | RP |
| Č. ZÁKAZKY : | 103/2019 |
| MIERKA : 1:25 | Č. VÝKRESU : SO 02.6 |